



ಬೃಹತ್ ಬೆಂಗಳೂರು ಮಹಾನಗರ ಪಾಲಿಕೆ
Bruhat Bengaluru Mahanagara Palike



BBMP COVID-19 WAR ROOM 11.05.2022



OVERVIEW OF COVID-19 IN BENGALURU

CASE TRENDS ACTIVE CASES **1,813**

<u>Confirmed Cases</u>	<u>Recovered Cases</u>	<u>Death Cases</u>
156	145	0
17,84,951 #	17,66,175 #	16,963 #

HOSPITALIZATION **10**

<u>ICU – V</u>	<u>ICU</u>	<u>HDU</u>	<u>General</u>
-	1	2	7

INCLUDES GOVT. QUOTA AND PRIVATE WALK-IN HOSPITALIZATION

VACCINATION **10,235** 1,89,67,688 #

<u>First Dose</u>	<u>Second Dose</u>	<u>Precaution Dose</u>
1,445	5,799	2,991
95,07,353 #	89,31,759 #	5,28,576 #

TRIAGING

MTU

7

Tele Triage

99

ACTIVE CLUSTERS

8

Budding Clusters (<5 Cases)

8

Clusters (> 5 cases)

0

TESTING **11,897** 2,94,64,747 #

<u>RAT</u>	<u>RTPCR</u>
2,200	9,697

Positivity : 1.32%
*FOR LAST 7 DAYS

: indicates cumulative numbers till date



ABSTRACT OF COVID-19 SCENARIO IN BENGALURU



	MALE			FEMALE			TRANSGENDER			TOTAL		
	Last 24 Hours	Last 7 Days	Cumulative	Last 24 Hours	Last 7 Days	Cumulative	Last 24 Hours	Last 7 Days	Cumulative	Last 24 Hours	Last 7 Days	Cumulative
Positive Cases	92	546	10,55,803	64	383	7,28,957	0	0	191	156	929	17,84,951
Recovered Cases	70	533	10,43,491	75	303	7,22,501	0	0	183	145	836	17,66,175
Death Cases	0	0	10,744	0	0	6,215	0	0	4	0	0	16,963
Total Tests Done	In Last 24 hrs. : 11,897			In last 7 days : 70,164			Cumulative : 2,94,64,747					
Vaccine Doses Administered	In Last 24 hrs. : 10,235			In last 7 days : 80,110			Cumulative : 1,89,67,688					
ACTIVE CASES									1,813			

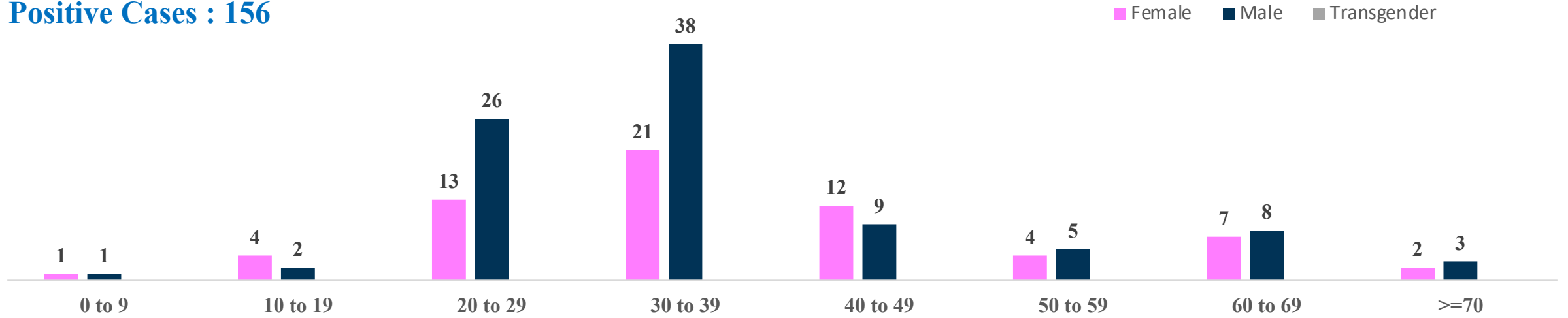
*Covid deaths occurred today : 00 | Covid deaths occurred beyond last 24 hrs., reported today : 00



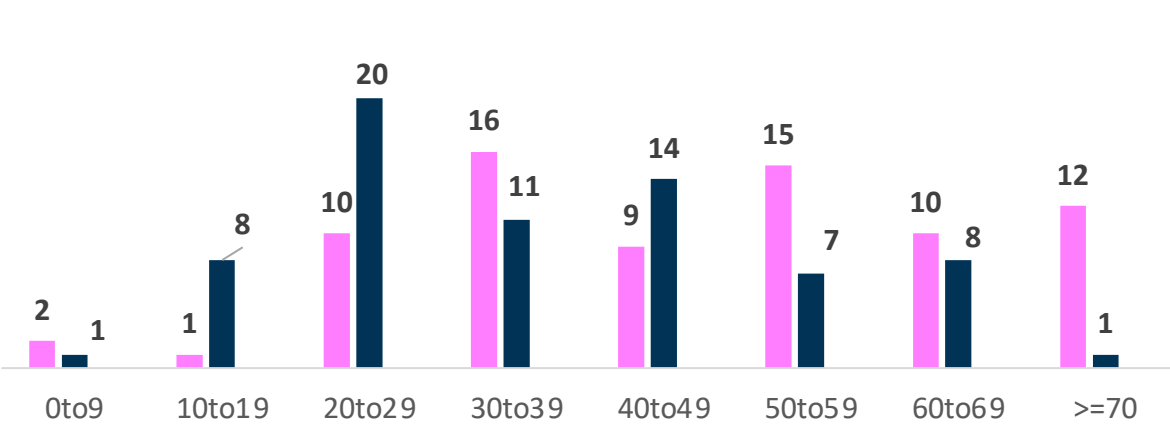
LAST 24 HOURS AGE GROUP AND GENDER WISE DISTRIBUTION




Positive Cases : 156



Recovered Cases : 145

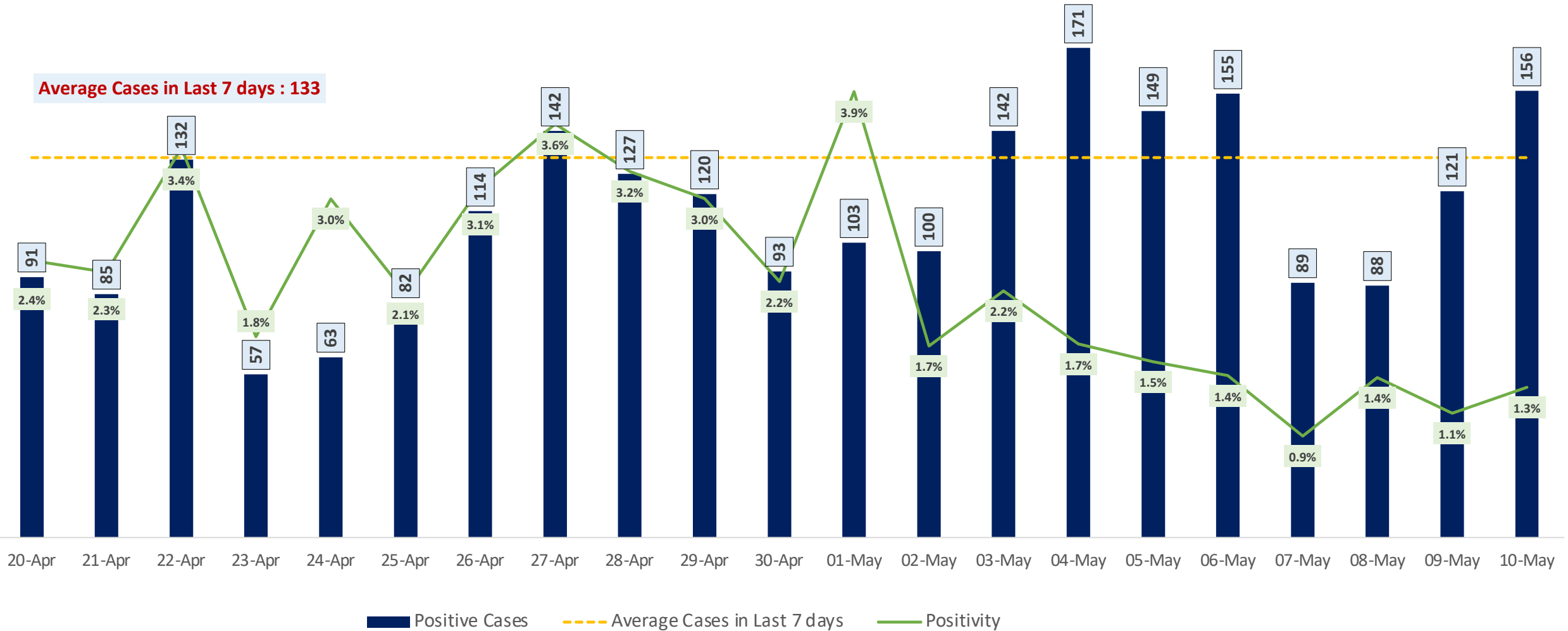


Death Cases : 0



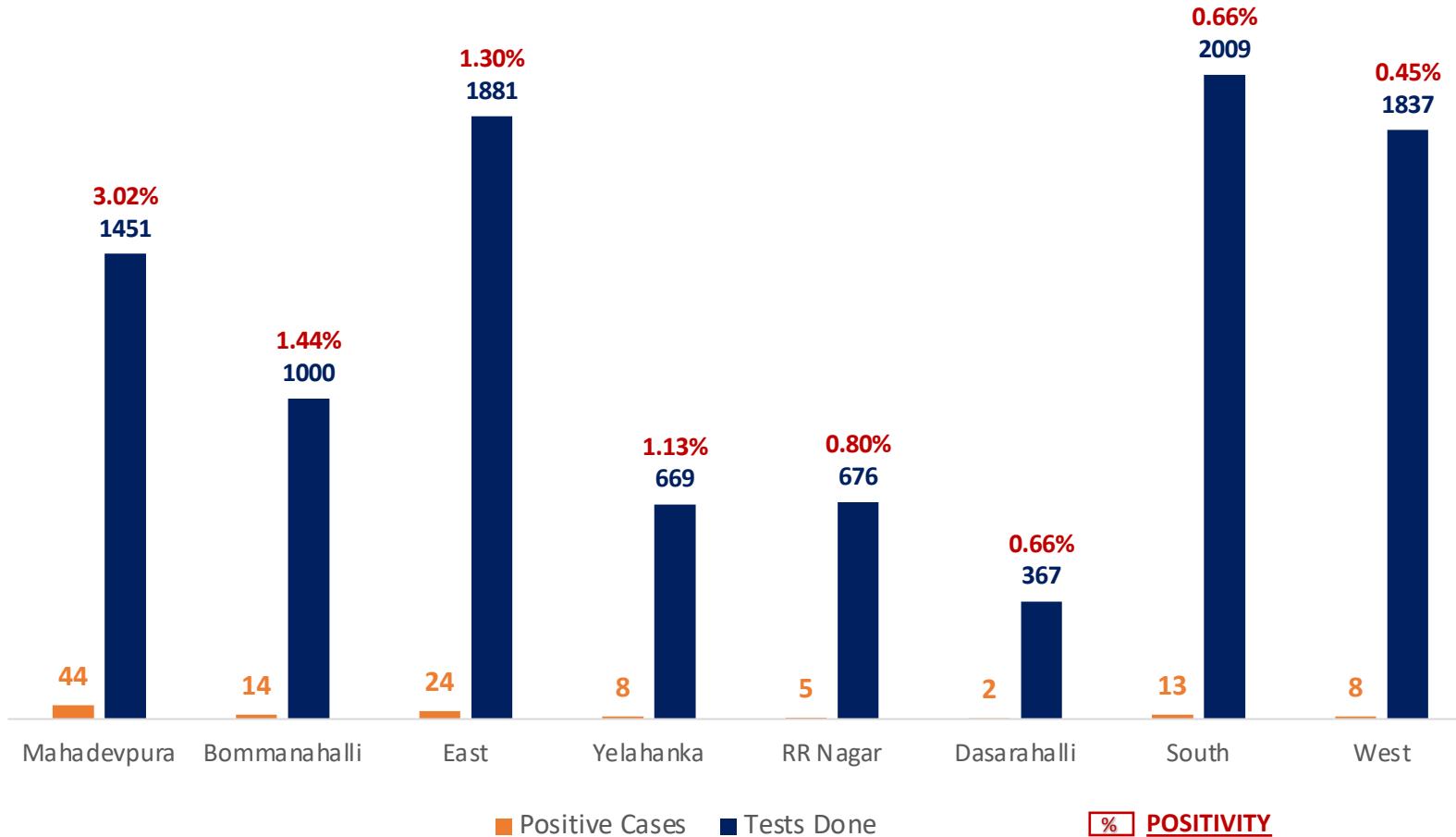


POSITIVITY RATE OF BENGALURU – LAST 21 DAYS





ZONE WISE COVID19 CASE MANAGEMENT FOR LAST 7 DAYS



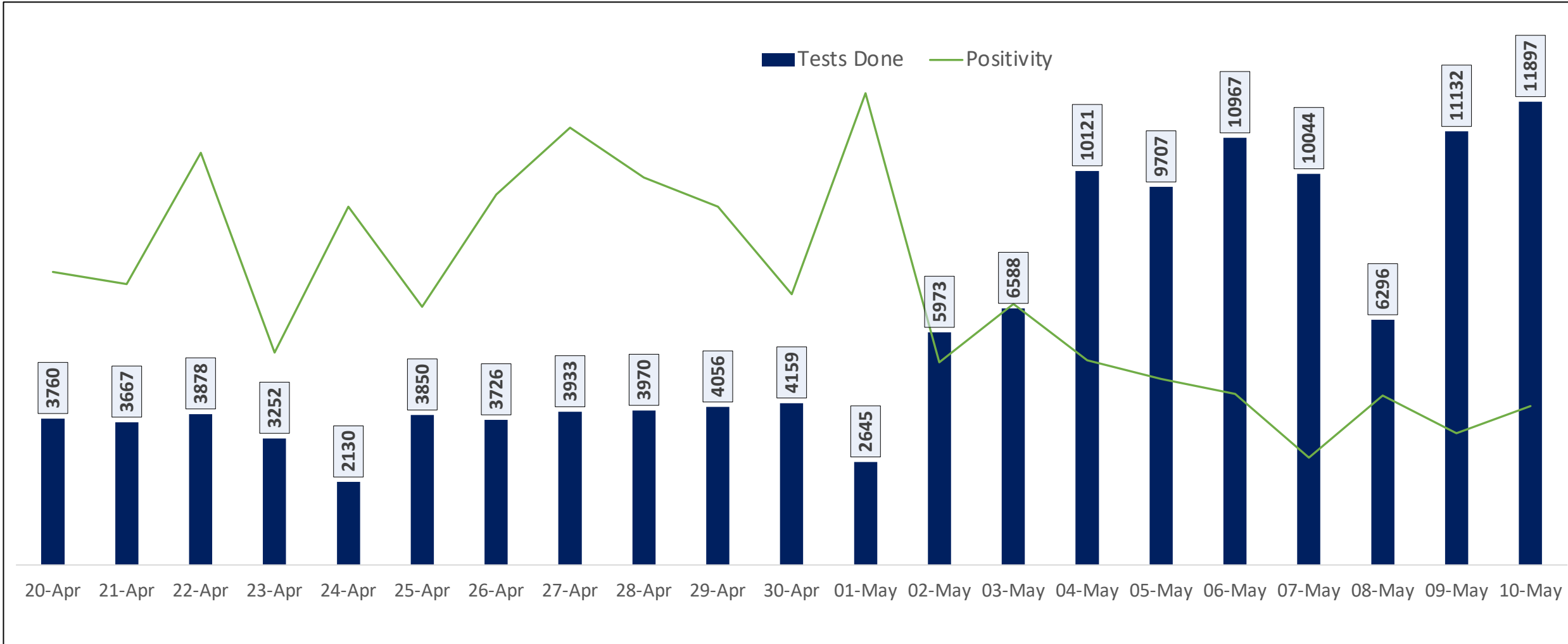
Zone Name	Hospital/CCC	Home isolation	Under Tracing
BOMMANAHALLI	0.93%	99.07%	0.00%
DASARAHALLI	10.00%	90.00%	0.00%
EAST	0.00%	100.00%	0.00%
MAHADEVAPURA	1.21%	98.79%	0.00%
RR NAGAR	5.71%	94.29%	0.00%
SOUTH	3.49%	96.51%	0.00%
WEST	4.26%	95.74%	0.00%
YELAHANKA	2.22%	97.78%	0.00%



TESTING TRENDS IN BENGALURU

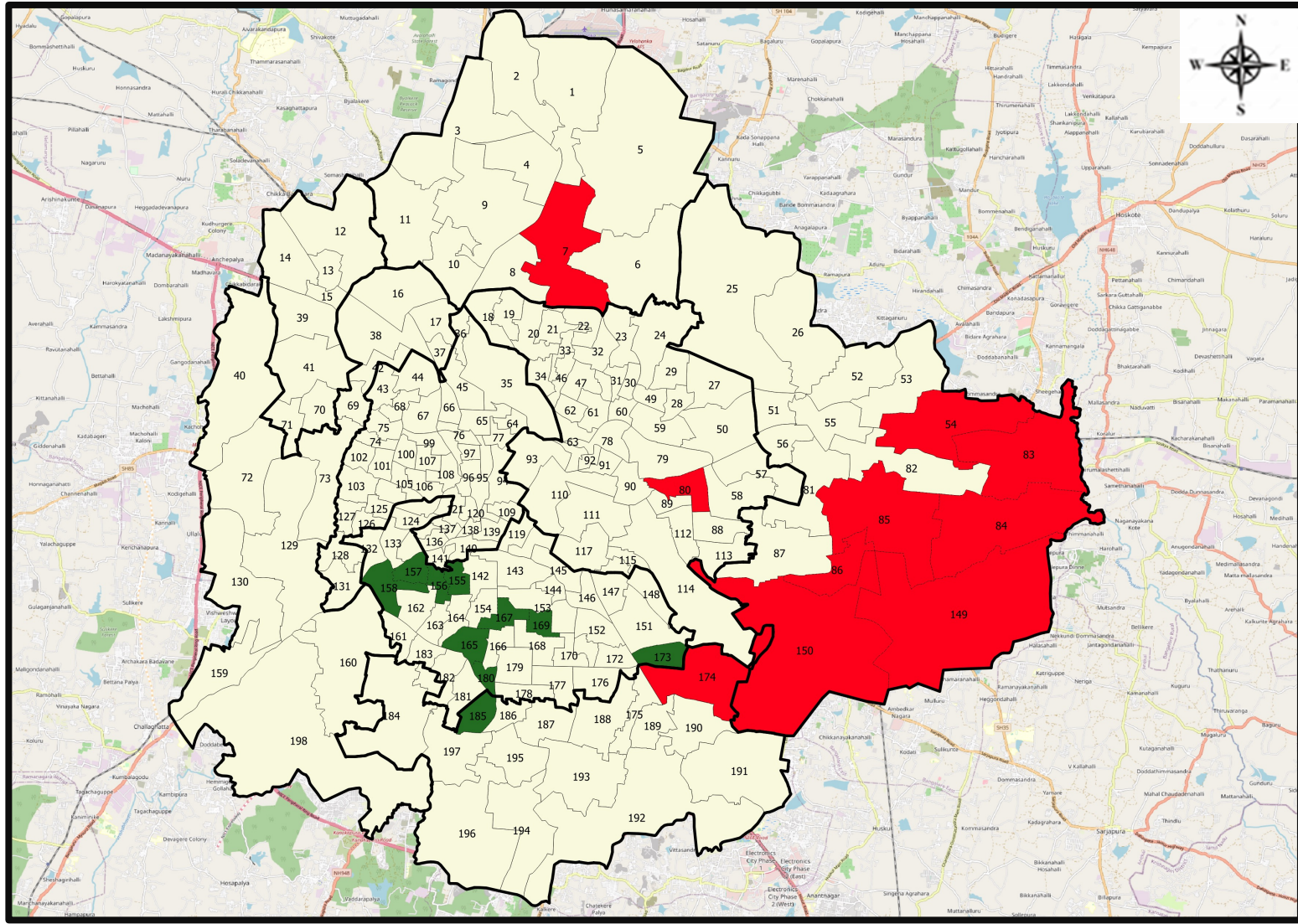


Total Test Conducted Till Date	Test Conducted Last 24 hours	Last 7 Days Average
2,94,64,747	11,897	10,023





BENGALURU URBAN MAP SHOWING TREND OF POSITIVE CASES IN LAST 7 DAYS



Top 10 wards reporting highest number of positive cases in last 7 days

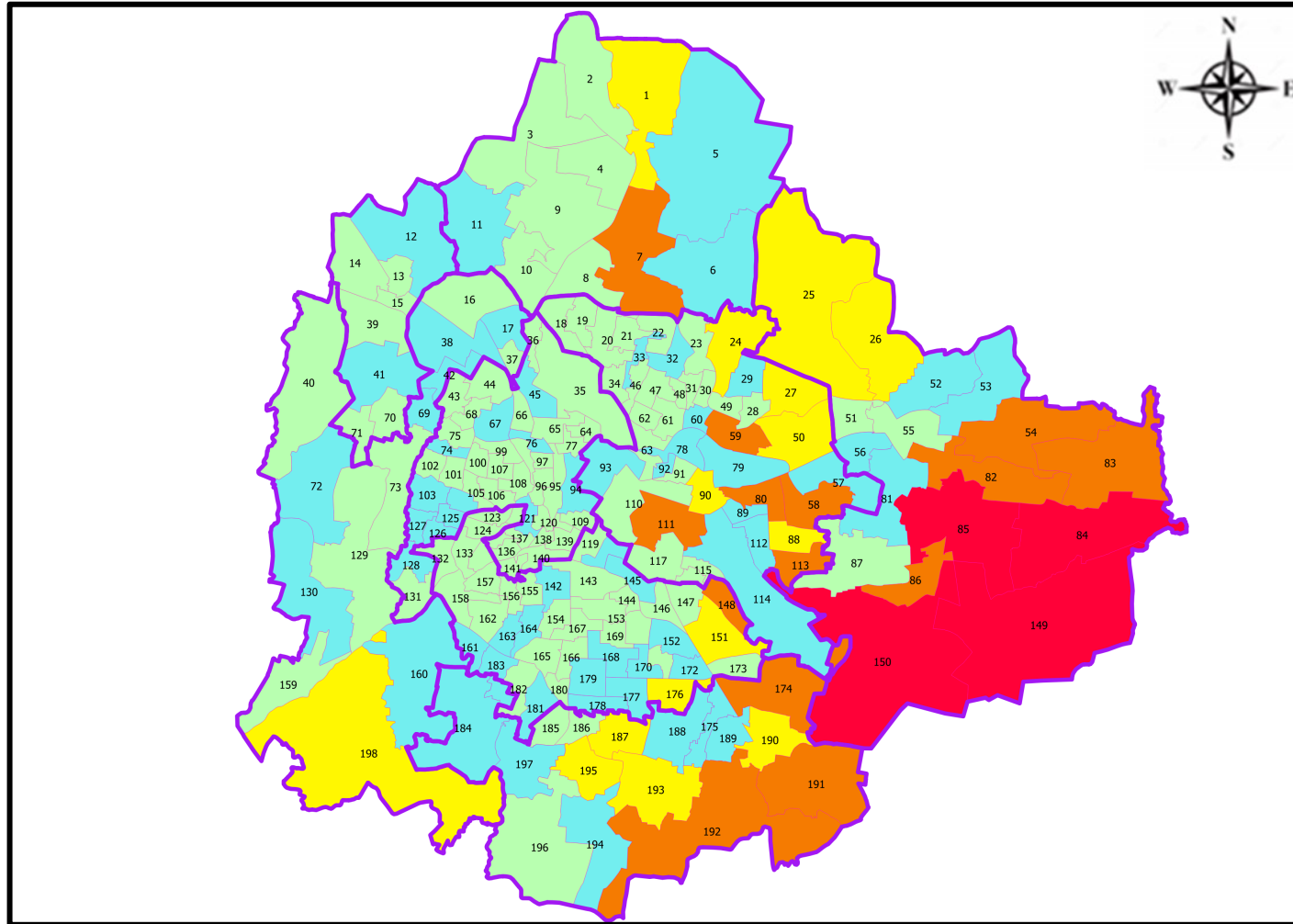
Ward No.	Ward Name	Daily Cases Average
150	Bellanduru	11
84	Hagadur	7
149	Varthuru	5
85	Dodda Nekkundi	4
80	Hoysala Nagar	3
174	HSR Layout	3
7	Byatarayanapura	3
86	Marattahalli	2
54	Hudi	2
83	Kadugodi	2







Top 10 wards reporting least number of positive cases in last 7 days

Ward No.	Ward Name	Daily Cases Average
185	Yelchenahalli	0
180	Banashankari Temple Ward	0
173	Jakkasandra	0
169	Byrasandra	0
167	Yediyur	0
165	Ganesh Mandiara Ward	0
158	Deepanjali Nagara	0
157	Gali Anjaneya Temple	0
156	Srinagara	0
155	Hanumanth Nagar	0



BENGALURU MAP SHOWING INTENSITY OF POSITIVE CASES IN LAST 7 DAYS



-  **Level 1 : 0 to 1 Cases**
-  **Level 2 : 1 to 05 Cases**
-  **Level 3 : 05 to 10 Cases**
-  **Level 4 : 10 to 25 Cases**
-  **Level 5 : More than 25 Cases**
-  **Zone Boundaries**

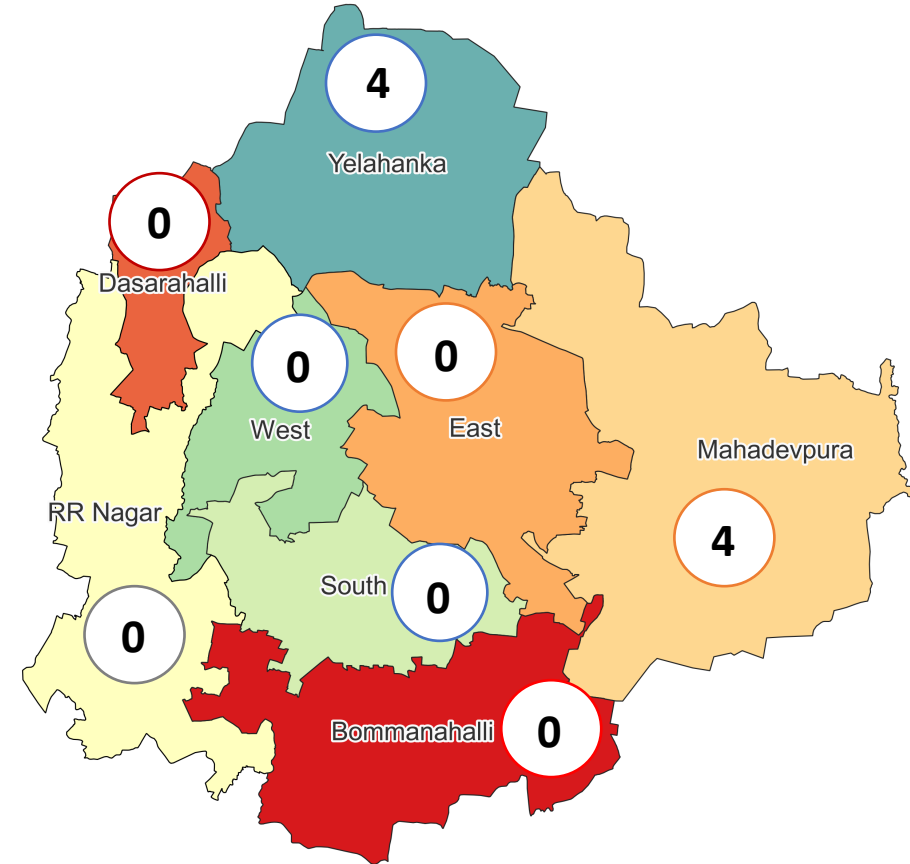


CLUSTER DETAILS



Zone Name	TOTAL CLUSTERS	Budding Clusters	Clusters	Outbreaks
		Less Than 5 Cases	5 To 14 Cases	More Than 14 Cases
BOMMANAHALLI	0 (-)	0 (-)	0 (-)	0 (-)
DASARAHALLI	0 (-)	0 (-)	0 (-)	0 (-)
EAST	0 (-)	0 (-)	0 (-)	0 (-)
MAHADEVPURA	4 (▼1)	4 (▼1)	0 (-)	0 (-)
RR NAGAR	0 (-)	0 (-)	0 (-)	0 (-)
SOUTH	0 (-)	0 (-)	0 (-)	0 (-)
WEST	0 (-)	0 (-)	0 (-)	0 (-)
YELAHANKHA	4 (-)	4 (-)	0 (-)	0 (-)
TOTAL	8 (▼1)	8 (▼1)	0 (-)	0 (-)

Total Active Clusters



Types of Clusters

Zone Name	Apartments/ Villa	Individual House	Hostels/Quarters	Others	Schools/Colleges
BOMMANAHALLI	0 (-)	0 (-)	0 (-)	0 (-)	0 (-)
DASARAHALLI	0 (-)	0 (-)	0 (-)	0 (-)	0 (-)
EAST	0 (-)	0 (-)	0 (-)	0 (-)	0 (-)
MAHADEVPURA	4 (▼1)	0 (-)	0 (-)	0 (-)	0 (-)
RR NAGAR	0 (-)	0 (-)	0 (-)	0 (-)	0 (-)
SOUTH	0 (-)	0 (-)	0 (-)	0 (-)	0 (-)
WEST	0 (-)	0 (-)	0 (-)	0 (-)	0 (-)
YELAHANKHA	4 (-)	0 (-)	0 (-)	0 (-)	0 (-)
TOTAL	8 (▼1)	0 (-)	0 (-)	0 (-)	0 (-)

▲▼ : Shows increase and decrease in numbers as compared to previous day



GOVT. QUOTA COVID BED STATUS AS ON 11.05.2022



SR. NO.	Facility Type	No. of Hospital	Total Allocated Beds for C+ Patients					Occupied Beds for C+ Patients					Net Available Beds for C+ Patients				
			Gen Beds	HDU	ICU Beds	ICU-V	Total	Gen Beds	HDU	ICU Beds	ICU-V	Total	Gen Beds	HDU	ICU Beds	ICU-V	Total
1	Government Medical Colleges	4	120	255	33	27	435	0	1	0	0	1	120	254	33	27	434
2	Government Hospitals	18	637	292	74	95	1,098	0	0	0	0	0	637	292	74	95	1,098
3	Private Medical Colleges	12	178	200	66	35	479	0	0	0	0	0	178	200	66	35	479
4	Private Hospitals	32	181	61	49	42	333	0	0	0	0	0	181	61	49	42	333
5	Covid Care Centre	1	50					0					50				
Total Beds		67	1,166	808	222	199	2,395	0	1	0	0	1	1,166	807	222	199	2,394

* Status as on 11.05.2022 – 04:10 PM

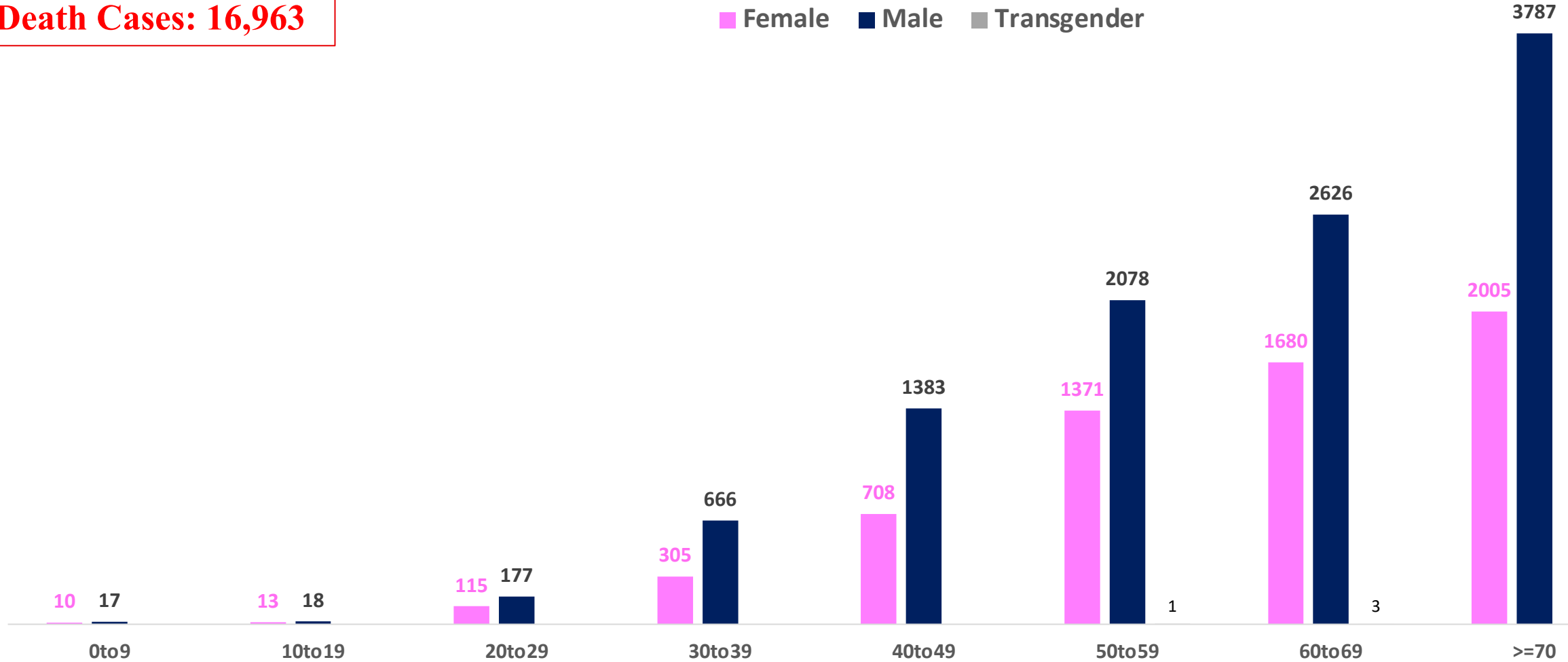


AGE AND GENDER WISE DISTRIBUTION OF DEATH CASES



Death Cases: 16,963

Female Male Transgender





VACCINATION COVERAGE AS ON 10.05.2022



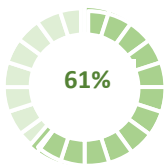
Total Doses Administered

1,89,67,688

▲ 10,235

Total 12-14 years Population : 2.82 Lakhs

1ST DOSE

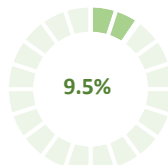


61%

1,72,515
Doses administered

▲ 1,008

2ND DOSE



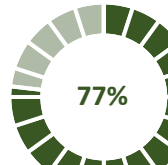
9.5%

26,881
Doses administered

▲ 1,691

Total 15-18 years Population : 4.42 Lakhs

1ST DOSE

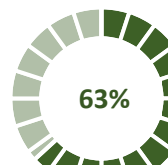


77%

3,40,116
Doses administered

▲ 181

2ND DOSE



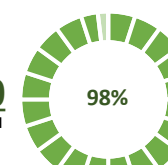
63%

2,79,880
Doses administered

▲ 330

Total adult Population : 91.7 Lakhs

1ST DOSE

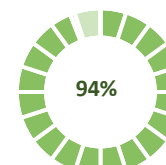


98%

89,94,722
Doses administered

▲ 256

2ND DOSE



94%

86,24,998
Doses administered

▲ 3,778

Priority Group*

Health Care Workers

Dose 1

2,10,296

Doses administered

▲ 0

Dose 2

2,06,243

Doses administered

▲ 15

Frontline Workers

Dose 1

3,81,771

Doses administered

▲ 4

Dose 2

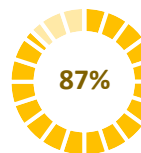
3,72,368

Doses administered

▲ 19

18 - 44 Years Coverage

Dose 1



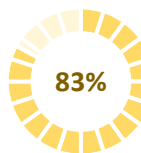
87%

57,30,231

Doses administered

▲ 200

Dose 2



83%

54,60,673

Doses administered

▲ 2,933

PRECAUTION DOSE



5,28,576

Doses administered

▲ 2,991

PRECAUTION DOSES ADMINISTERED

Health Care Workers

73,980

Booster Doses administered

▲ 225

Front Line Workers

68,814

Booster Doses administered

▲ 721

60 + Years Coverage

3,05,996

Booster Doses administered

▲ 1,056

18 + Years Coverage

79,786

Booster Doses administered

▲ 989

45 – 59 Years Coverage

Dose 1



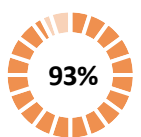
95%

16,93,264

Doses administered

▲ 29

Dose 2



93%

16,41,167

Doses administered

▲ 499

60 + Years Coverage

Dose 1



100%

9,79,160

Doses administered

▲ 23

Dose 2



100%

9,44,547

Doses administered

▲ 312

▲ indicates the increase in last 24 hours



COVID-19 SCENARIO IN BENGALURU AND OTHER METROPOLITIAN CITIES



CITY NAME	Positive Cases	Active Cases	Recovered	Deceased	Vaccine Doses Administered
New Delhi	18,96,171	5,471	18,64,517	26,183	3,38,28,478
Bengaluru*	17,84,951	1,813	17,66,175	16,963	2,18,13,223
Mumbai	10,59,992	844	10,39,585	19,563	2,09,57,873
Chennai	7,51,986	231	7,42,687	9,068	1,04,92,709
Kolkata	4,47,192	272	4,41,264	5,656	1,00,78,029

Source : <https://dashboard.cowin.gov.in/> at 4:10pm (11.05.2022)
Source : <https://www.covid19bharat.org/> at 4:10pm (11.05.2022)

*includes BBMP & Bengaluru Urban



SNAPSHOT OF COVID-19 CASES IN BENGALURU URBAN



**Total Wards With
<=5 Cases* :
157**

**Tests Conducted
On 10.05.2022:
11,897**

**Recovery
Rate:
98.95%**

**Total
Active Cases :
1,813**

**Total Vaccinated on
10.05.2022:
10,235**

**Positivity
Rate* :
1.32%**

**Active
Rate:
0.10%**

**Case
Fatality Rate* :
0.00%**



*Total positive cases In the past 7 days

*CFR and positivity is for Past 7 days



ಬೃಹತ್ ಬೆಂಗಳೂರು ಮಹಾನಗರ ಪಾಲಿಕೆ
Bruhat Bengaluru Mahanagara Palike



Download BBMP Bulletin	https://apps.bbmpgov.in/covid19/mediabulletin.php
For BBMPCovid19 Bed Status:	https://apps.bbmpgov.in/covid19/en/Bedstatus.php
To register for vaccination :	https://selfregistration.cowin.gov.in/
BBMP COVID19 Dashboard:	https://apps.bbmpgov.in/covid19/
Follow us on:	 www.facebook.com/bbmp.comm1/
	 twitter.com/BBMPCOMM

Issued by:

Honorable Chief Commissioner, BBMP
Special Commissioner Health & IT, BBMP
MD, Bengaluru Smart City Limited

THANK YOU !



75
ಗವಿ ಸ್ಮಾರಕ
ಅಭಿಮಾನೋತ್ಸವ

ಅರೋಗ್ಯ ಮತ್ತು ಕುಟುಂಬ ಕಲ್ಯಾಣ ಇಲಾಖೆ

ಇನ್ನು ಕೆಲವು ಸಮಯ
ಕೋವಿಡ್ ವಿರುದ್ಧದ
ನಮ್ಮ ಹೋರಾಟ
ಮುಂದುವರಿಸೋಣ.

- ಮಾಸ್ಕ್ ಧರಿಸಿ
- ದೈಹಿಕ ಅಂತರ ಪಾಲಿಸಿ
- ಕೈಗಳ ಸ್ವಚ್ಛತೆ ಕಾಪಾಡಿಕೊಳ್ಳಿ
- ಗುಂಪು ಸೇರುವುದನ್ನು ತಪ್ಪಿಸಿ
- ಸ್ವಯಂಪ್ರೇರಿತವಾಗಿ
ಲಸಿಕೆ ಪಡೆಯಿರಿ

ಕೋವಿಡ್-19 ಮುನ್ನೆಚ್ಚರಿಕೆ ಕ್ರಮಗಳನ್ನು ಪಾಲಿಸಿ. ಇದು ನಮ್ಮೆಲ್ಲರ ಜವಾಬ್ದಾರಿ.

ಹೆಚ್ಚಿನ ಮಾಹಿತಿಗಾಗಿ 24X7 ಉಚಿತ ಅರೋಗ್ಯ ಸಹಾಯವಾಣಿ 104 ಕ್ಕೆ ಕರೆ ಮಾಡಿ

ವ್ಯಾಕ್ಸಿನ್ ಅರೋಗ್ಯ ಎಚ್ಚರಿಯೂ ಅರೋಗ್ಯ

